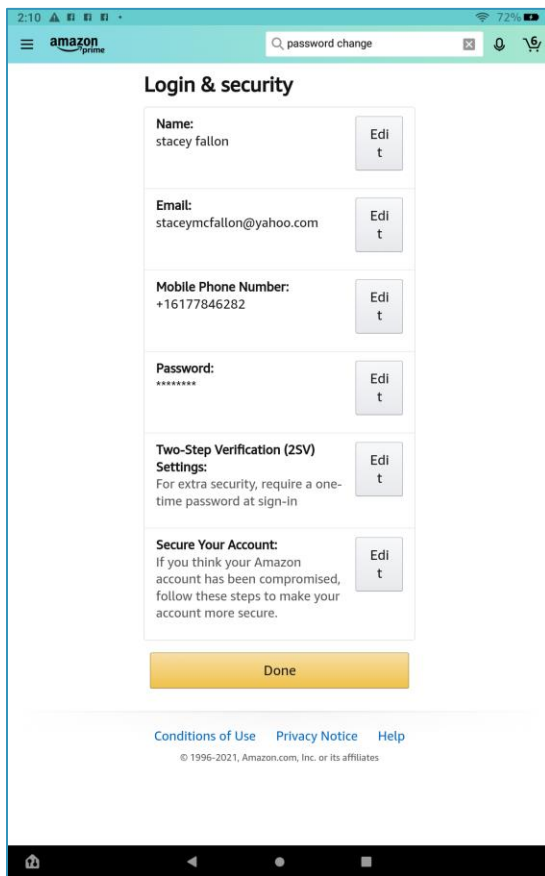
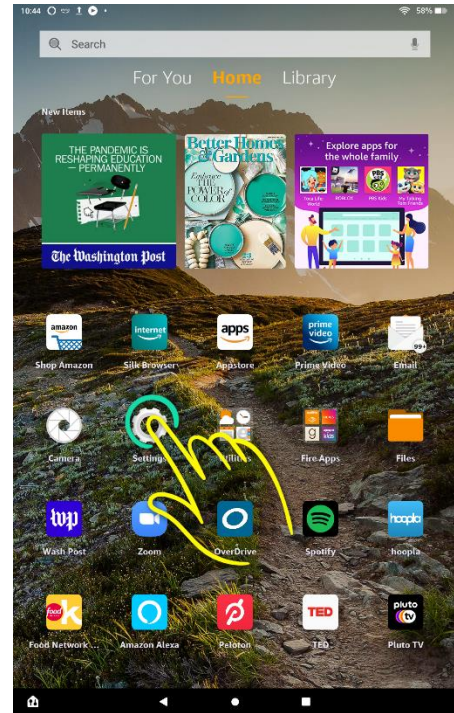




To Change your Amazon Password

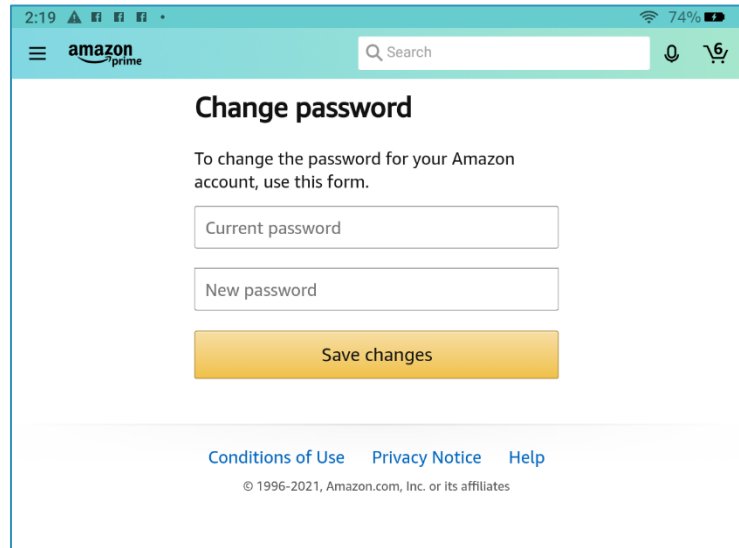
1. Go to **Home** screen.
2. Tap on the **Settings** icon (see pic on right).
3. Click on **My Account**.
4. Press on **Amazon Account Settings**.
5. In the *Account Settings* list, tap on **Login & security**.
6. In the Login & security screen (see below), next to **Password**, click on the **Edit** button.



7. In the **Change password** screen, type your current password in the first box.

8. Press in the **New password** box and type in your new password.

9. Press on the **Save changes** button and you will return to an Amazon screen with a message above that the password change was a success!



10. Press your home button to return to your home screen.

