

Connect to Wifi

1. In the Home screen, **tap/click** on the **Settings** (looks like a gear) icon.

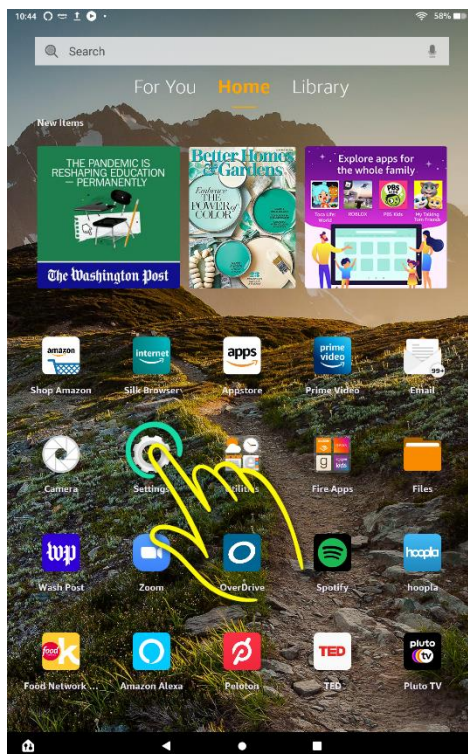


Figure 1 Settings Icon

2. At the top of the list, **Tap** on the word, **Internet**.

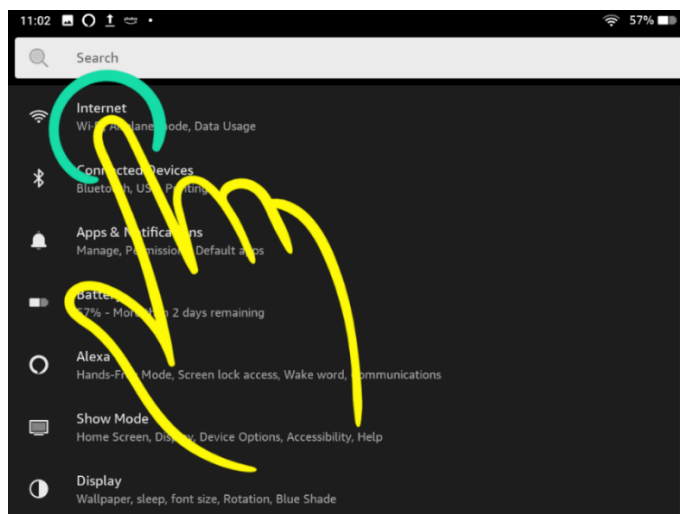


Figure 2 Select Internet

3. **Tap** on the name of **YOUR WiFi**.

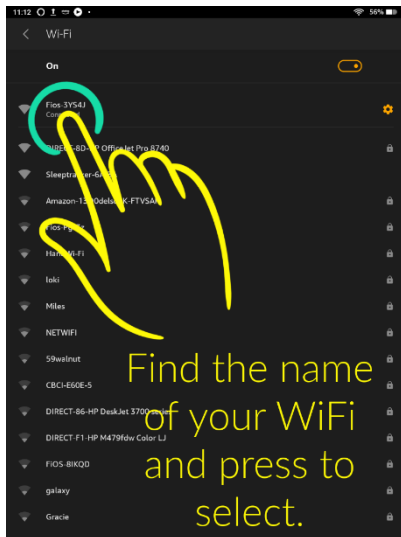


Figure 3 Find your WiFi

4. **Tap** in the **Enter Password** text box and a keyboard appears at the bottom of your screen. **Type** your wifi password (the password comes with your wifi router), then press key on your keyboard.

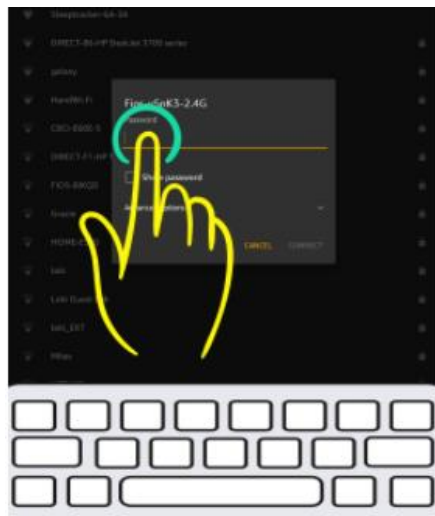


Figure 4 Enter your WiFi Password

5. Then, in that same password text box, **tap** on the word **Connect** in the lower right corner.

